

# Local Care Record Development Board HTMC clinicians questionnaire



1. Please circle which of the following best explains how easy it was for the practice to exclude “Data that is likely to cause harm” from the records.

		Response Percent	Response Count
Impossible		0.0%	0
Very difficult		0.0%	0
OK		16.7%	1
Easy		0.0%	0
<b>No opinion</b>		<b>83.3%</b>	<b>5</b>
Other (please specify)			1
		<b>answered question</b>	<b>6</b>
		<b>skipped question</b>	<b>0</b>

2. Please circle which of the following applies to identifying third party data in records.


		Response Percent	Response Count
Impossible		0.0%	0
Very difficult		0.0%	0
<b>OK</b>		<b>50.0%</b>	<b>3</b>
Easy		0.0%	0
<b>No opinion</b>		<b>50.0%</b>	<b>3</b>
Other (please specify)			1
		<b>answered question</b>	<b>6</b>
		<b>skipped question</b>	<b>0</b>

3. If you have any other comments please write them below:		
		Response Count
		0
	<i>answered question</i>	0
	<i>skipped question</i>	6

4. Please tick which of the following best explains how easy it was to oversee the checking of the content of the record for sharing with the patient.			
		Response Percent	Response Count
Impossible		0.0%	0
Difficult		0.0%	0
OK		16.7%	1
Easy		0.0%	0
I have no opinion		83.3%	5
		Other (please specify)	1
		<i>answered question</i>	6
		<i>skipped question</i>	0

5. Please give further explanation in the box below		
		Response Count
		2
	<i>answered question</i>	2
	<i>skipped question</i>	4

6. Please use the box below to make any suggestions about ways in which the system could be improved:		
		Response Count
		1
	<i>answered question</i>	1
	<i>skipped question</i>	5

7. Would you recommend patient record access to a fellow practice?			
		Response Percent	Response Count
Yes		100.0%	6
No		0.0%	0
	Other (please specify)		1
	<i>answered question</i>		6
	<i>skipped question</i>		0